

SP1545L THRU SP15200L

Schottky Rectifier

Features


- Low forward voltage drop, low power losses
- Low leakage current
- High efficiency
- Very low profile - typical height of 1.1 mm
- Heatsink design
- Halogen-free according to IEC 61249-2-21 definition
- High temperature soldering guaranteed: 260°C/10 seconds
- Moisture sensitivity: level 1, per J-STD-020

Typical Application

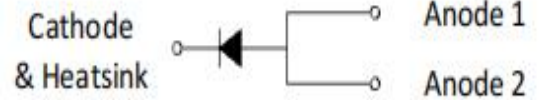
For low voltage high frequency inverters, DC/DC converters and polarity protection and polarity protection application.

Mechanical Data

- Package: TO-277B
Molding compound meets UL 94 V-0 flammability
- Terminals: Matte tin plated leads, solderable per J-STD-002 and JESD22-B102
Approx. Weight: 0.0044 ounces, 0.125 grams



TO-277B



Maximum Ratings (Ta=25°C Unless otherwise specified)

PARAMETER	Symbol	Unit	SP						
			1545L	1550L	1560L	1580L	15100L	15150L	15200L
Repetitive Peak Reverse Voltage	V_{RRM}	V	45	50	60	80	100	150	200
Maximum RMS voltage	V_{RMS}	V	32	35	42	56	70	105	140
Maximum DC blocking voltage	V_{DC}	V	45	50	60	80	100	150	200
Maximum average forward rectified current	$I_{F(AV)}^{(1)}$	A	15						
Peak forward surge current 8.3 ms single half sine-wave superimposed on rated load	I_{FSM}	A	300				250		
Storage Temperature	T_J, T_{stg}	°C	-55 ~ +150						

1) Pulse test: 300 μs pulse width, 1 % duty cycle

Electrical Characteristics (Ta=25°C Unless otherwise specified)

PARAMETER	Symbol	Unit	SP						
			1545L	1550L	1560L	1580L	15100L	15150L	15200L
Maximum instantaneous forward voltage @ $I_F=15A, T_A=25^\circ C$	V_F	V	0.47	0.55		0.65		0.75	
Maximum DC reverse current at rated DC blocking voltage.	I_R	mA	0.30						
			15						
Typical thermal resistance (junction to lead)	$R_{\theta JL}^{(1)}$	°C/W	10						

Notes

1) Mounted on 30 mm x 30 mm aluminum PCB



SP1545L THRU SP15200L

■ Characteristics (Typical)

FIG1: Forward Current Derating Curve

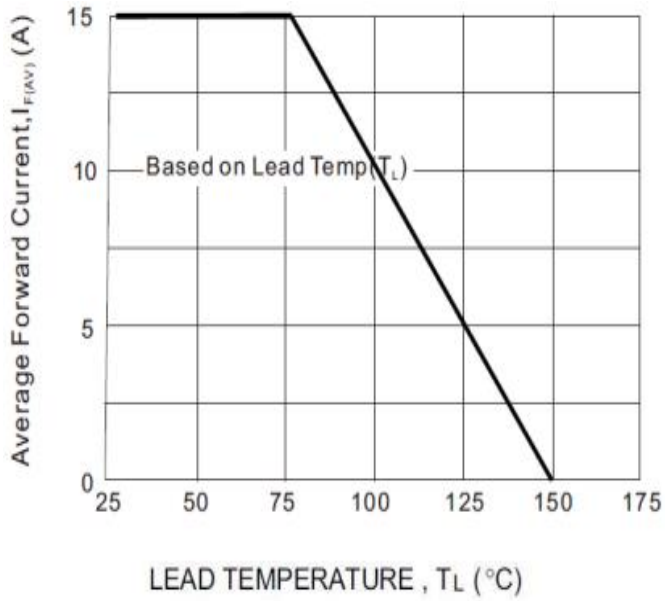


FIG2: Typical Forward Characteristics

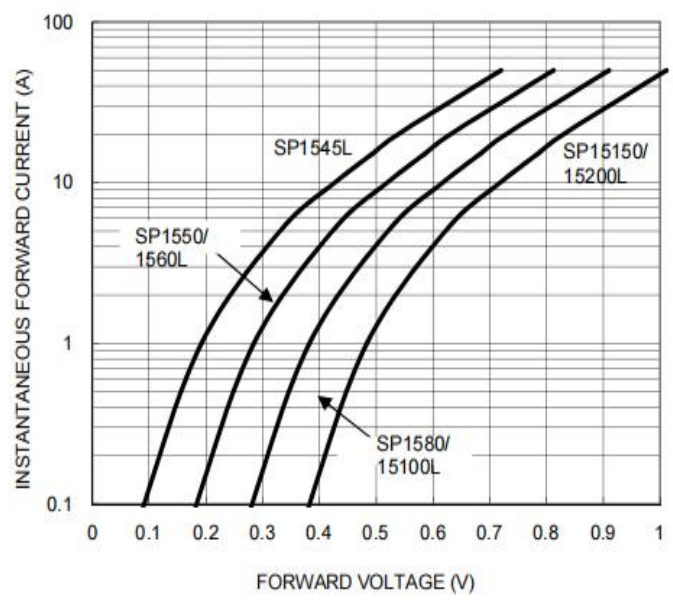


FIG3: Surge Forward Current Capability

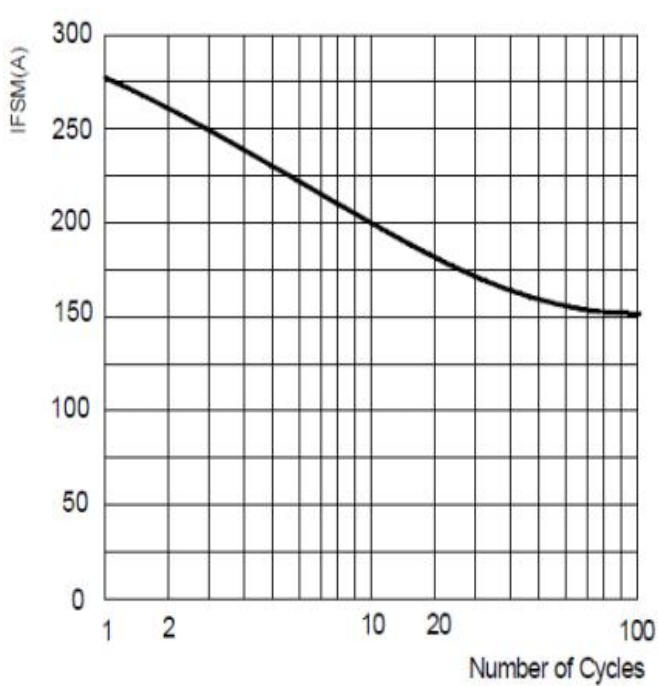
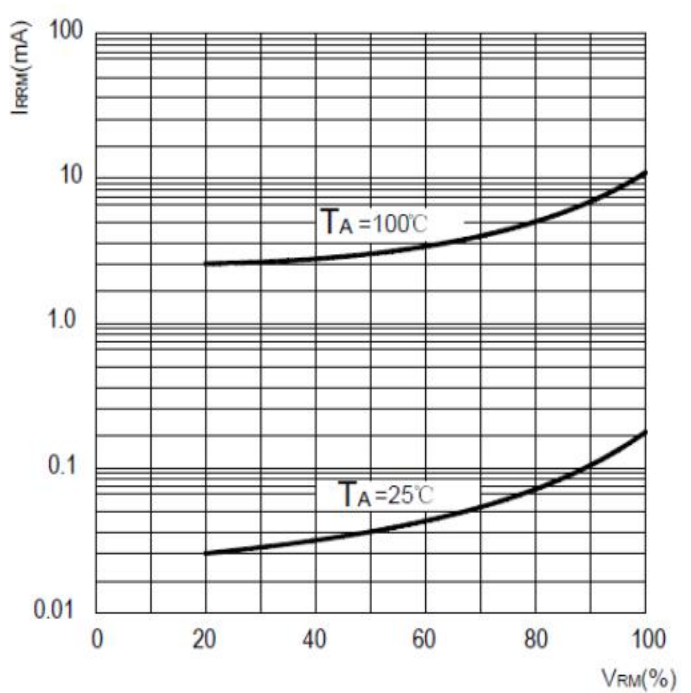


FIG4: Typical Reverse Characteristics



SP1545L THRU SP15200L

Ordering Information (Example)

PREFERED	PACKAGE CODE	MINIMUM PACKAGE(pcs)	INNER BOX QUANTITY(pcs)	OUTER CARTON QUANTITY(pcs)	DELIVERY MODE
SP1545L ~ SP15200L	TO-277B	5000	10000	80000	13"reel

Outline Dimensions

